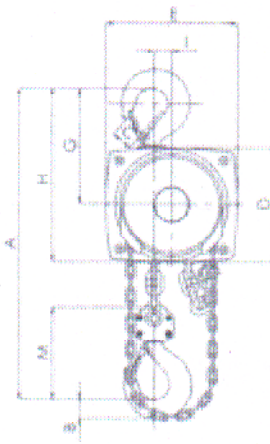



SPECIFICATIONS

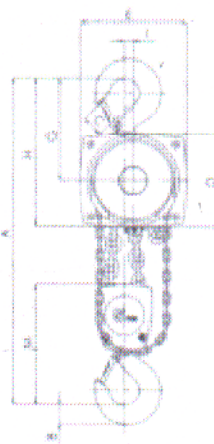
Product Code	Load Rating TONS (kg)	Lift		Net Weight LBS	Hand Chain Pull to Lift Rated Load LBS (kg)	Hand Chain Overhauled to Lift Load One Foot FT (m)	Dimensions in inches (mm)												
		ft	m				A	B	C	D	E	F	G	H	I	K	L	M	N
5623A	1/2 (500)	10	3	23	44 (20)	30 (9.1)	11.811 (300)	0.669 (17)	0.945 (24)	5.236 (133)	5.827 (148)	5.827 (148)	5.472 (139)	8.110 (206)	0.945 (24)	2.402 (61)	3.425 (87)	4.331 (110)	0.551 (14)
5624A		15	4.5	28															
5625A		20	6	33															
5651A		30	9	43															
5626A	1 (1000)	10	3	26	54 (24)	49 (14.9)	13.189 (335)	0.866 (22)	1.142 (29)	6.142 (156)	6.890 (175)	6.575 (167)	6.457 (164)	9.528 (242)	0.945 (24)	2.756 (70)	3.819 (97)	4.921 (125)	0.748 (19)
5627A		15	4.5	33															
5628A		20	6	41															
5653A		30	9	56															
5629A	2 (2000)	10	3	45	74 (34)	71 (21.6)	15.551 (395)	1.181 (30)	1.378 (35)	7.165 (182)	7.992 (203)	7.638 (194)	7.559 (192)	11.142 (283)	1.220 (31)	3.268 (83)	4.370 (111)	6.142 (156)	0.866 (22)
5630A		15	4.5	48															
5631A		20	6	51															
5635A		10	3	68															
5636A	3 (3000)	15	4.5	79	92 (42)	87 (26)	20.472 (520)	1.496 (38)	1.575 (40)	8.661 (220)	9.843 (250)	8.622 (219)	8.858 (225)	13.189 (335)	1.339 (34)	3.740 (95)	4.882 (124)	7.008 (178)	1.181 (30)
5637A		20	6	90															
5639A		10	3	122															
5640A	5 (5000)	15	4.5	142	76 (34)	174 (53)	25.748 (654)	1.772 (45)	1.850 (47)	8.661 (220)	9.843 (250)	8.622 (219)	9.528 (242)	13.858 (352)	0.827 (21)	3.740 (95)	4.882 (124)	11.220 (285)	1.457 (37)
5641A		20	6	162															
5643A	10 (10000)	10	3	210	102 (46)	261 (79.3)	32.480 (825)	2.677 (68)	2.677 (68)	8.661 (220)	15.079 (383)	8.622 (219)	12.835 (326)	17.165 (436)	5.354 (136)	3.740 (95)	4.882 (124)	15.787 (401)	1.969 (50)
5644A		15	4.5	240															
5645A		20	6	270															



Single Reeved



Double Reeved



Triple Reeved

